

The Canon TX-20 Full Auto Tonometer  
Uses Soft Air Puff & Position Safety Alert

Deliver an effective path to evaluating ocular conditions that affect the pressure inside of the eye, such as Glaucoma, with a non-contact tonometer. The TX-20 Tonometer employs a delicate air puff to enhance patient comfort. And since patient positioning is a priority, when the Safety Alert is set, the TX-20 Tonometer automatically prevents the optical head from making physical contact with the patient.



TX-20 Tonometer Specifications

GENERAL	
Type	Non-Contact Full Auto Tonometer
Auto Function	3D Auto Alignment, Auto Shooting
Alignment Mode	Full Auto/Auto/Manual
Selectable Measurement Times	3/2/1
Working Distance	11 mm From the Front of Nozzle
Interface	Input ID: USB Output ID: LAN, RS-232C
Display	Tilttable 5.7 inch TFT LCD
Joystick	Single-Axis (Electrical)
Built-In Printer	Thermal Line Printer with Auto Cutter
Operation Range	Front/Back: 40 mm Left/Right: 90 mm Up/Down: 30 mm
Chin Rest	Up/Down: 60 mm (Electrical)

NON-CONTACT TONOMETER	
IOP Measurement Range	0 to 60 mmHg Includes Automatic Shifting Between 30/60 mmHg
Measuring Increment	1 mmHg
Eye Fixation Target	Internal Fixation Light /External Fixation Light

ELECTRICAL AND ENVIRONMENTAL	
Power Supply	AC 100-240V 50/60 Hz 0.8-0.4A

PHYSICAL CHARACTERISTICS	
Dimensions (W x L x H)	10.2 x 19.3 x 19.7 inches (260 x 490 x 500 mm)
Weight	Approximately 33 lbs (15 kg)

Specifications are subject to change without notice.

COMPONENTS
Main Unit
Nozzle Cap
Chin Rest Paper (100 sheets)
Printing Paper (2 rolls)
Power Cable
Dust Cover
Ferrite Core

OPTIONAL ACCESSORIES
Chin Rest Paper
Printing Paper



TX-20  
Full Auto Tonometer



Non-Contact Tonometry  
in Just One Step



CANON MEDICAL SYSTEMS  
A Division of Canon U.S.A., Inc.  
15955 Alton Parkway  
Irvine, CA 92618-3731, U.S.A.  
Telephone: (U.S.A only): 800-970-7227, 949-753-4000  
Fax: 949-753-4164  
Email: [ecsales@cusa.canon.com](mailto:ecsales@cusa.canon.com)  
Website: [www.usa.canon.com/tx-20](http://www.usa.canon.com/tx-20)

EB-021 Rev. A

CANON and TX are registered trademarks of Canon Inc. in the United States and may also be registered trademarks or trademarks in other countries.

© 2011 Canon U.S.A., Inc.



The Canon TX-20 Full Auto Tonometer provides an array of features and technology to help expedite the exam process. Measure Intraocular Pressure (IOP) easily and efficiently with a soft air puff designed to enhance patient comfort; all in a compact, lightweight unit that can easily be transported and installed.

# TX-20

## Full Auto Tonometer

### Key Features

#### Selectable Measurement Modes

The three-dimensional tracking system of the TX-20 Tonometer features a wide range of movement, so that the examinee's pupil can be detected easily. When in Full Auto mode, the unit is a one touch operation for IOP measurement for both eyes. Just press the start button and the tonometer automatically aligns and measures the intraocular pressure of both eyes. For added flexibility, Auto and Manual measurement modes are included.

#### External Fixation

For patients with central vision defects, the TX-20 Tonometer incorporates external fixation that can easily be activated from the LCD screen.

#### Visual Reliability & Indicators

When a reading cannot be made, the TX-20 Tonometer display will show a snapshot of the examinee's eye along with the measurement error. The operator will know immediately whether it was an eyelid, eyelash or the eye being out of position that caused the error. The operator will then be informed on the next action to take such as adjusting the chin rest or limiter.

#### High Intraocular Pressure (IOP) Warning

Whenever high IOP is detected, a warning message is displayed. The operator can enter any threshold value on the unit's settings screen to activate the warning system for that value.

#### Compact & Lightweight

The TX-20 Tonometer is designed with comfort in mind — for both the operator and the patient. It comfortably fits on an instrument table with a Canon Non-Mydriatic Retinal Camera (each sold separately) to help streamline the exam process. And, at approximately 33 pounds, the TX-20 Tonometer is easy to transport and install.

#### Input & Output Modes

The TX-20 Tonometer provides data output using RS-232C and LAN connections, and data input using USB connections.

#### Multi-Functional Color LCD Monitor

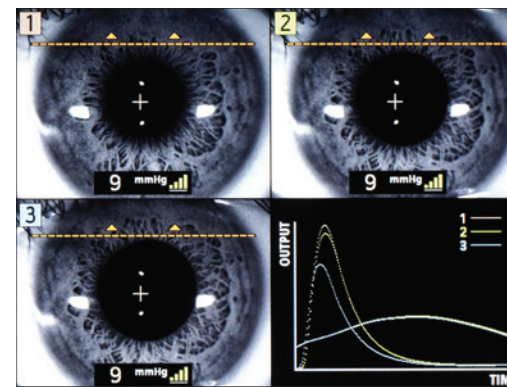
The 5.7 inch color LCD monitor tilts 40° making the TX-20 Tonometer easy to use whether the operator is sitting or standing. The clear LCD display also includes multi-functional screen buttons allowing the operator to switch menus as needed.

#### Motorized Omni-Directional Joystick

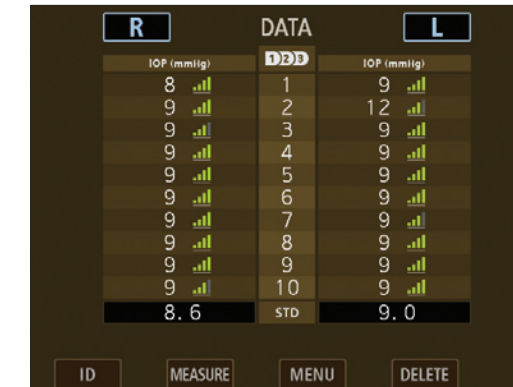
Aligning the patient's eye is made easier using the motorized Omni-directional joystick with a fine focus dial. All positioning may be performed with one hand allowing the other hand to work with the patient, if needed. The top of the joystick button includes the start button which can immediately be pressed once the patient is properly positioned.



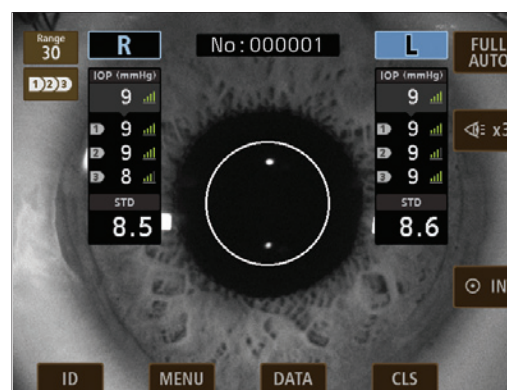
The TX-20 Tonometer is shown with an instrument table which is sold separately.



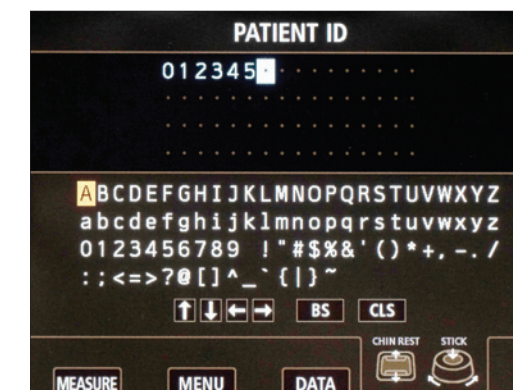
Anterior Eye & Wave Form



Data



Display



Patient ID

Simulated Images



LCD Simulated Image

#### Print-Outs & Fast Built-In Printer

Internal memory provides storage of up to 10 measurements for each eye, listing them in the order they were taken, or by reliability. A print-out can be setup to automatically print. The front loaded built-in printer includes an auto cutter, making it simple to remove the print-out. New paper rolls (sold separately) can easily be inserted through the feeder.

